



LAURA ASHLEY

- 366 embroidery designs plus 50 Laura Ashley embroidery designs
- 300mm x 180mm embroidery area
- Large sewing area
- Includes circular sewing attachment and bobbin work kit
- 1,000 stitches per minute
- USB ports for PC connection

Unlimited creativity and inspiration with the Laura Ashley Innov-is 5000

Create beautiful embroidery, fashion, home décor and quilting projects with the Laura Ashley Innov-is 5000, which now comes with a wide range of built-in stitches and exclusive Laura Ashley designed embroidery patterns. The colour LCD touch screen with powerful design, editing and help features are clear and user-friendly, helping you to turn those ideas into reality, quickly and effortlessly, with a professional high quality finish.

Large embroidery area

The Innov-is 5000's extra large 300mm x 180mm embroidery area enables you to create even bigger and more intricate designs. Create large elaborate embroidery with no need to re-hoop.

Extensive choice of built-in designs

A total of 416 built-in embroidery motifs including 50 Laura Ashley designs. The Innov-is 5000 comes with hundreds of built-in designs and monogramming font styles. It's never been easier to start your own project. Simply select your favourites and combine them with other designs to create your own unique style.

Clear, user-friendly, full colour LCD touch screen


Create sophisticated layouts with ease. The clear, extra large, high resolution LCD colour display has wide viewing angles so you can easily see a full preview of your chosen design. Simply use the touch screen to edit your pattern. Drag and drop embroidery pattern positioning, create mirror images, rotate, enlarge, reduce, change alphabet spacing and so much more.

Border function

Create original and unique border designs with repeated patterns.

Basting function

Prevents shrinkage and misalignment of embroidery designs.



Add appliqué capability to your embroidery designs with the Appliqué Creator function.



Fast, accurate embroidery

The Innov-is 5000 has a high maximum embroidery speed (up to 1,000 stitches per minute) so you can create large areas of complicated embroidery in a short period of time. It's slide-on mechanism lets you quickly attach and remove the embroidery frame, whilst the automatic thread trimmer instantly cuts both top and bottom threads, and the automatic thread wiper cuts the jump stitches to save you time.

Instantly import/export patterns

Via PC or Brother memory card, we've even made it easy for you to import and export your own patterns. Simply insert a Brother embroidery memory card, USB memory stick or connect the Innov-is 5000 to your PC via the USB port, and send your embroidery design directly to the machine. With the optional Brother PE-Design software, you can convert numerous image file types into stitch data format (PES).



The Innov-is 5000 is great for embellishing a wide variety of items.



Features and functions



Handy central controls

For ease of use, all operating buttons are on one convenient panel.

- Presser foot lever button – lifts the presser foot up for you.
- Trimmer button – automatically cuts the top and bottom threads.
- Needle position button – raises or lowers the needle.
- Reverse/reinforcement button – automatically sews 4 reinforcement stitches.
- Sews straight and reverse zigzag stitches at low speed.
- Start/stop LED button – red/green lights indicate when the machine is ready to sew.



Fully automatic threading and thread cutter

A single press of a button automatically threads the needle. The thread cutter cuts thread between embroidery colour blocks.

Upper and lower thread sensors

Built-in sensors warn you when the thread is running out or broken.



Large embroidery area

Create large elaborate embroidery with no need to re-hoop.




7-point feed

Contains extra teeth for smoother feeding, helping to create superior stitch quality.



Independent bobbin winding

Wind a new bobbin while you continue to sew.



Super bright LED lights

LED's provide a brighter sewing area to make working with darker coloured fabrics easier.



Back lit touch-screen LCD

- On-screen embroidery editing
- Customise settings
- 13 built-in languages
- On-screen video tutorials – built in help. The sewing guide recommends the perfect settings for your sewing.



Knee lift

Free up your hands by using the knee lift to raise/lower the presser foot. Ideal for working on larger projects such as quilts.



USB ports

Send embroidery designs directly to/from your PC. Connect USB devices such as memory sticks and memory card reader/writer.

Card slot

Instantly import patterns from Brother memory cards.



Experience the finest and fastest sewing

Up to 1,000 stitches per minute

A super-fast sewing speed means that you can complete projects quickly and move onto the next one.

ICAPS

Innov-is 5000 Continuous Automatic Pressure System, continuously detects fabric thickness and adjusts the foot pressure automatically to give superior stitch quality when stitching over differing fabric thicknesses.

Extra-large work space

The flat and wide work space enables you to easily control fabric, even on the largest of projects, such as bedding and quilts.

Decorative stitches

Includes a range of large decorative stitches that are ideal for home decoration, garment embellishment, quilting projects, etc.



My Custom Stitch™
 No matter which style stitch you like, you have the freedom to create your own stitch directly on the LCD panel by using the 'My Custom Stitch™' feature.

Includes three free-motion presser feet:

- Free-motion quilting foot 'C' for more control with centre needle position straight 'M' stitch
- Open toe quilting foot 'O' for greater visibility
- Echo quilting foot 'E' for perfect echo quilting.

Sew with the embroidery unit in place

It makes creation even more effortless! You don't have to uninstall the embroidery unit every time to sew utility stitches, giving you more time to spend on your creation!

Simple control

The customised slide speed control allows you to adjust your speed from slow to fast and programme the stitch width, so you can create your own zigzag patterns while you sew.



Wide range of accessories included

Sewing or quilting is more versatile with the included accessories such as the Walking foot, the Free motion quilting foot, the Side cutter and the Knee lift.

Circular sewing

Make circles, arcs and more, with the additional circular attachment bundle. The included braiding and cording feet allow you to embellish your creations with decorative threads and trims for that special finishing touch.

Bobbin Work

The included Bobbin Work kit allows you to use a variety of decorative threads in your creations to add impressive stitching to your projects. Create reverse 'upside down' sewing with speciality threads that don't fit through the eye of the needle.

Intelligent fabric thickness sensor and automatic thread tension

Sensors detect the thickness of the fabric and automatically adjusts the thread tension to the most appropriate setting. The best thread tension produces the best stitch results.

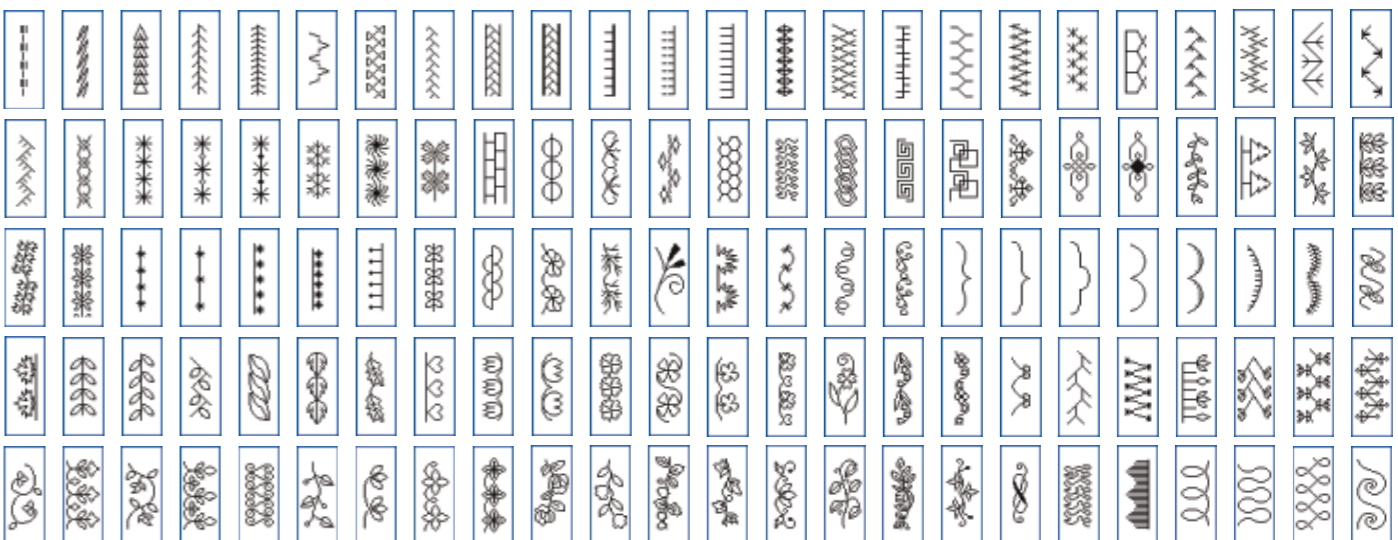
Presser foot height selector

Select the most appropriate foot clearance from 3 levels, giving the freedom to choose your favourite fabric, whatever its thickness.



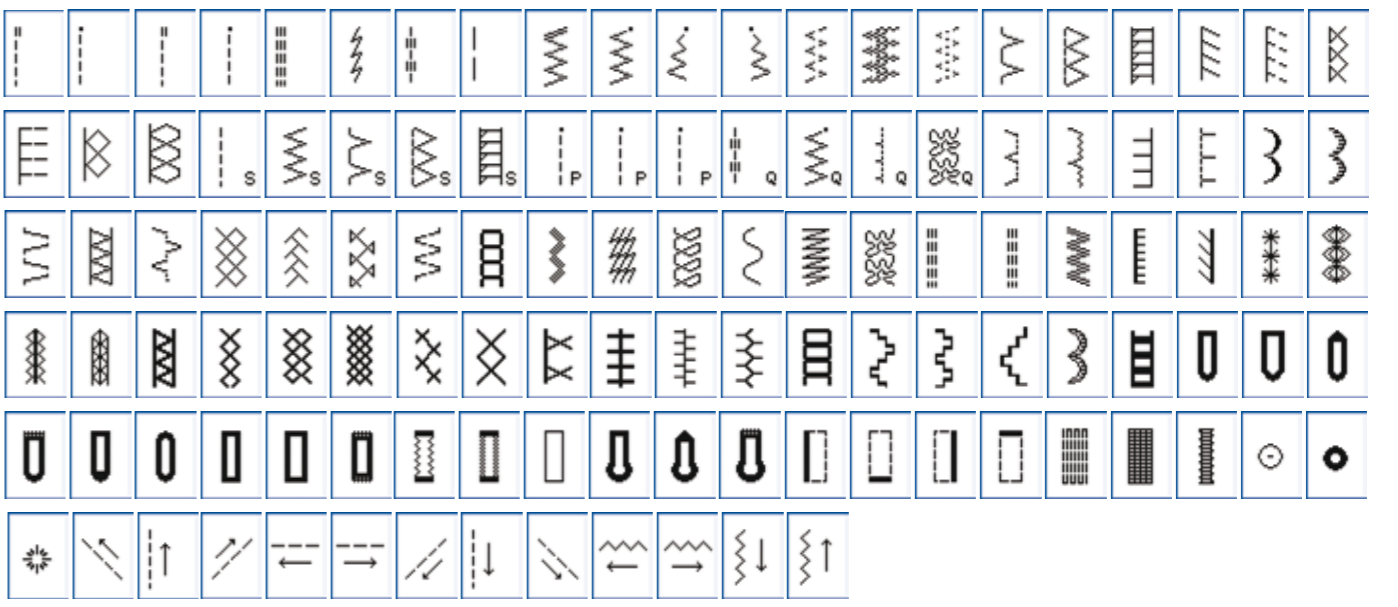
Exceptional choice with over 1,200 built-in stitches

565 Decorative stitches*



*Some designs can be stitched in different widths or sizes, which are not shown in this list.

118 Utility stitches



588 Alphabetical characters**



**All characters can be stitched in two sizes.

Other features at a glance

Built-in competitor colour thread charts, compatible with other manufacturers thread

You'll never have to search for the right colour again. Brother's built-in colour charts clearly label the colours in your pattern with numbers that correspond to your spools, making thread selection easy.

In addition, the Innov-is 5000 recognises threads from five major brands. When your pattern asks for a particular colour thread, just select the name of your manufacturer's thread from the information displayed on the screen and the corresponding colour will be displayed.



Resume function

If the power should be interrupted, the Innov-is 5000 will return to the exact stitch it stopped at and will continue to embroider from there.

PE-Design NEXT*

Provides powerful digitising and editing capabilities, allowing you the creative freedom to design original embroidery, and easily turn illustrations, photos, and lettering into custom embroidery designs.

PE-Design Lite*

Designed for beginners, this easy-to-use software allows you to convert existing PC images to stitch data automatically and personalise your work with added lettering, in many different styles.



Features	Benefits
Over 1,200 built-in stitches	Exceptional choice for every sewing need.
118 utility stitches including straight, zig-zag, overcasting, blind hem, bar tack, eyelet, button sewing, tape attaching, basting, appliqué, scallop, smocking, patchwork, faggotting, heirloom and quilting	Enables you to choose the right stitch for every application.
15 automatic one-step buttonhole styles plus 1 four-step buttonhole	Special buttonhole foot sews the exact size buttonhole for the button selected, in a variety of styles to suit most fabrics.
3 monogramming styles	Add different lettering styles for labels and monogramming projects.
565 decorative stitches	Adds a professional and decorative finish to any project. All decorative stitches can now be combined to produce your own exclusive stitch. Vertical and horizontal mirror on all decorative stitches.
Multi-directional feed mechanism	Enables you to sew straight stitch in 8 directions and zig-zag, in 4 directions, without turning the fabric. Especially useful for patchwork and those hard-to-reach areas.
Automatic presser foot lifter	Raise and lower the presser foot with the touch of a button.
3 levels of presser foot clearances	The freedom to choose your favourite material, whatever the thickness.
2 x USB ports	Send or retrieve patterns using one of the USB ports. All popular media cards can be used with a direct connection to a PC or laptop. Unlimited memory space.
Fully automatic threading system	A single press of the button automatically threads the machine and needle.
Programmable speed control	Enables you to programme the speed control, to help alter the stitch width. Ideal for creating your own satin stitch and zig-zag stitches while sewing.
Adjustable presser foot	Enables you to adjust the pressure on the presser foot. Ideal when sewing difficult fabrics.
Multiple day light sewing lights	Gives a bright sewing area, which makes working with dark fabrics much easier.
My Custom Stitch™ designer	Create or copy your own stitch, then save to memory, adding even more stitches to the machine.
Fast 1,000 spm sewing speed	Designs can now be created so much more quickly
Large full colour touch screen control (212mm X 80mm)	Simply touch the screen to select embroidery patterns, stitches, powerful editing functions, get assistance and video tutorials. You can even see the exact colour and texture of the design before you start stitching.
Memorises individual stitch attributes	Save changes and adjustments to built-in stitches for use on future projects; 5 memories for each stitch.
New bobbin winding function	Enables you to wind a bobbin while sewing, allowing you to finish your design much more quickly.
Extra large sewing bed	Ideal for quilters, makes light work of manipulating large projects.
Drop feed lever	Easy-to-switch lever to drop feed dogs for free motion embroidery and quilting.
Knee lift	Gives greater sewing freedom by lifting the presser foot for you, leaving you with both hands free to handle the fabric. Easy to install, machine is transformed in an instant.
Automatic thread trimmers	Cuts upper and lower thread automatically at the end of each sewing task and at each colour change on embroidery.
Thread trimming and wiping	No more jump stitches to cut, the machine will automatically cut the jump stitches and carry on sewing.
Slide on embroidery hoop	Enables you to quickly attach and remove the hoop.
416 built-in embroidery motifs including: 128 one-point motifs; 43 heirlooms; 110 borders; 28 cross stitches; 57 floral alphabet and 50 Laura Ashley designs	Enables you to select from a wide range of designs and combine them with other stitches to create stunning garments.
10 frame styles with 12 stitch styles	Create a design then add a frame to enhance your design even more.
17 monogramming fonts	Add lettering to your design to personalise and create that exclusive design. All letters are fully adjustable to get the exact size you need for your project.
Built-in border function	Create beautiful borders quickly and easily with Brother's unique built-in border function.
Pattern rotation	Rotate any pattern in 1-degree increments. This makes editing and placement of designs very easy.
Very large 300mm X 180mm (11.3/4" x 7") embroidery area	Enables you to create even bigger embroidery designs. Adds flexibility and impact to your designs. Easily embroider the back of a jacket within a single hoop.
Resume function	Machine will return to the exact stitch if the power is interrupted during embroidery.
Number of stitches in design and how many stitches sewn so far	Enables you to restart from anywhere in a design because of stitch number display.
Crosshair and grid lines	The screen can be programmed to show crosshair or grid lines. This makes alignment and placement of designs very easy.
Customizable USB mouse pointer function	Navigate LCD screen and Pointer functions.
Compatible with USB hub devices	Provides access to memory devices.
Sewing decorative stitches as embroidery	Use the border frame to embroider 150 decorative sewing stitches within the frame.
Change your LCD screen background colour	Easier viewing of difficult-to-see embroidery designs.

*Additional purchase required.

Optional extras



Embroidery threads

Large collection of high quality embroidery threads.



Flesh tone threads

Ten subtle shades, perfect for blending into facial tones, are ideal for use with the PHOTO STITCH feature in PE-Design.



Metallic threads

Fourteen metallic coloured threads made with quality polyester fibre add sparkle to your embroidery projects.



Embroidery card library

Hundreds of fantastic patterns to choose from!



Embroidery bobbin threads

Polyester bobbin thread in black and white.



Stabilisers

Iron-on stabiliser and Water soluble stabiliser.

What's in the box

• Buttonhole foot 'A'	• Chalk pen	• Free motion quilting foot 'C'
• Embroidery foot 'W'	• Cleaning brush	• Open toe quilting foot 'O'
• Overcasting foot 'G'	• Eyelet punch	• Echo quilting foot 'E'
• Monogramming foot 'N'	• Screwdriver (large)	• Foot controller
• Zipper foot 'I'	• Screwdriver (small)	• Embroidery needle plate cover
• Zigzag foot 'J' (on machine)	• Spool cap (small)	• Grid sheet set
• Blind stitch foot 'R'	• Spool cap (medium) x 2	• Touch pen (stylus)
• Button fitting foot 'M'	• Spool cap (large)	• Knee lifter
• Walking foot	• Vertical spool pin	• USB cable
• Side cutter foot	• Spool felt	• Bobbin case (pink screw)
• Free-motion quilting foot	• Disc-shaped screwdriver	• Straight stitch needle plate
• Straight stitch foot	• Spool net	• Cord guide bobbin cover (with single hole)
• Seam ripper	• Embroidery frame set (small) H 2cm x W 6cm	• Embroidery bobbin thread
• Bobbin x 10	• Embroidery frame set (medium) H 10cm x W 10cm	• Stabiliser material
• Needle set	• Embroidery frame set (large) H 18cm x W 13cm	• Operation manual
• Twin needle	• Embroidery frame set (extra large) H 30cm x W 18cm	• Quick reference guide
• Ball point needle set	• Circular sewing attachment	• Embroidery unit carrying case
• Scissors	• Bobbin work	• Hard case

Contact: