



Innov-ís V3

The large area embroidery machine with advanced features.

- Large 300 x 180 mm embroidery area
- Fast 1,050 stitches per minute embroidery speed
- Automatic thread cutting
- USB port



Craft inspiration

Embroider in style with the Innov-is V3. This embroidery machine from Brother has integrated advanced features and a large embroidery area, making it easy to add beautiful designs and lettering to your creations quickly and simply.

Packed with pioneering new features, creating elegant projects has never been easier:

Large LCD touch screen

The large, bright, clear, full colour LCD touch screen display offers user-friendly controls to select designs, edit embroidery patterns and adjust stitches. These supportive features makes creating projects easy by previewing your designs in the full colour screen where you can also, with the touch of a button, add lettering, rotate, enlarge, reduce and combine easily and quickly.

On-screen editing

Also packed with a powerful on-screen editing system, this machine includes layout tools where you can drag and drop patterns into various positions, enlarge, reduce, rotate and create mirror images, and also customise designs to turn your own personal ideas into reality.

Large embroidery freedom

The Innov-is V3's large 300 x 180 mm embroidery area allows you to create large, complex designs without the need to re-hoop. Combined with a high speed of up to 1,050 stitches per minute, you have the freedom to produce beautiful embroidery, faster than ever before.



A wide selection of built-in fonts makes it easy for you to personalise and decorate your projects. Embellish items with the beautiful new floral font or add monograms for that personal touch. There are 17 fonts to choose from, including two Cyrillic and three Japanese.



Easy threading

The advanced electronic automatic needle threading system threads the needle at the touch of a button.

Auto tension

The Innov-is V3 will automatically adjust thread tension to your required setting.

Thread sensors

The helpful upper and lower thread sensors inform you when a thread is broken or is about to run out.

Automatic thread wiper

The automatic thread wiper cuts jumps stitches, saving you time and effort.

Slide-in frame mechanism

With the slide-in frame mechanism, you can quickly attach and remove embroidery frames, whilst the automatic thread trimmer instantly cuts both top and bottom threads.

Over 200 new exquisite embroidery designs


Enjoy creating a range of unique and beautiful new embroidery projects around your home with designs such as the Classic Japanese, Vintage, Trendy, Zundt and special technique designs.

Designs can be edited, combined, rotated, reduced and enlarged from the touch screen. Simple drag-and-drop embroidery pattern positioning, with full colour previews, gives you full control to create sophisticated designs quickly and simply.



Built-in thread charts

The Innov-is V3 includes thread charts from leading thread manufacturers. Without any effort, you can choose your preferred brand from the touch screen and the matching colour will be displayed.



Import patterns instantaneously

Instantly import designs via the built-in USB port. Simply insert a USB memory stick, or connect the Innov-is V3 machine directly to your PC, to send your embroidery designs to the machine.

Features and functions



Large embroidery area

300 x 180 mm embroidery area.





Full spectrum LED lighting

Super bright full spectrum natural lighting system.



Automatic needle threading


Quickly and easily thread the needle.



Extra large colour touch screen

Simply touch the large, clear, wide-angle screen to:

- Edit on-screen embroidery
- Customise your settings
- Change to any one of the 13 built-in languages
- Clock
- On-screen video tutorials and built-in help guides recommend the perfect setting



Quick-set drop-in bobbin

Simply drop in a full bobbin and direct the thread through the guide and you are ready to go.



Independent bobbin winding

Wind a new bobbin while you continue to embroider.

Optional extras



10-spool thread stand

The 10-spool thread stand snaps securely onto your machine to provide 10 vertical spool pins, for thread delivery or bobbin storage, and allows easy access to frequently-used thread colours.




150 x 150 mm quilting frame

Ideal for quilting projects.



Border frame

Allows you to create continuous patterns and borders.



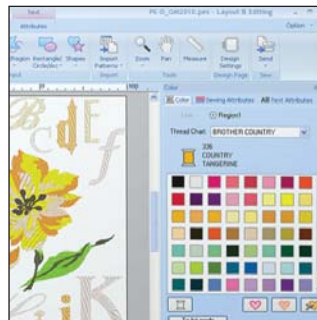
LED pointer embroidery foot

The new LED pointer embroidery foot helps create perfect needle placement for embroidery. The LED pointer shows clearly where the needle will drop, making adjustments as easy as touching a few buttons on the LCD screen.



King spool stand

2-pin spool stand attaches securely to the V3 and holds two large thread cones. Ideal for quick thread changes or twin needle sewing.



PE-Design Next software and PE-Design Plus

Brother's range of embroidery design software offers features to suit all, from beginner to advanced users.

For more information see your dealer or visit www.brothersewing.eu.

Contact:



brother
at your side

Brother Sewing Machines Europe GmbH
Im Rosengarten 11, 61118 Bad Vilbel, Germany
www.brothersewing.eu